

MAJOR NEWS

Oil Creeps Higher as Markets Weigh Hurricane-led Supply Disruptions

Oil prices rose slightly on Tuesday as markets weighed potential supply disruptions from Hurricane Ian, although a worsening outlook for crude demand kept prices pinned at near nine-month lows. Major crude producers BP PLC ADR (NYSE:BP) and Chevron Corp (NYSE:CVX) said that they had cut, [See More...](#)

Gold Inches up, Copper Recovery Hampered by China Woes

Gold prices rose slightly from two-year lows on Tuesday as a rally in the dollar paused, while a recovery in copper was cut short by data showing more weakness in Chinese industrial activity. Spot gold rose 0.5% to \$1,629.96 an ounce, while gold futures were flat at \$1,637.25 an ounce by 21:57 ET, [See more...](#)

World Bank cuts 2022 East Asia growth outlook, cites China slowdown

Economic growth in East Asia and the Pacific will weaken sharply in 2022 due to China's slowdown, but the pace of expansion will pick up next year, the World Bank said on Tuesday. The Washington-based lender said in a report it expected 2022 growth in the East Asia and Pacific region, which includes China, [See More...](#)

Runaway dollar pauses for breath as bears stalk stocks

Asian markets attempted to stabilise on Tuesday after a wild few days of stumbling stocks, crumbling bonds, a plunging pound and soaring dollar, with the dollar easing a bit and stocks flat. Sterling, which collapsed to a record low \$1.0327 on Monday, recovered to \$1.0742. S&P 500 futures rose 0.7%, and MSCI's, [See More...](#)

ECONOMIC CALENDAR

Events	Date	Currency	Impact	Forecast	Previous
Core Durable Goods Orders (MoM) (Aug)	27-Sep-22	USD	High Volatility	0.20%	0.20%
Durable Goods Orders (MoM) (Aug)	27-Sep-22	USD	High Volatility	-0.40%	-0.10%
Durables Excluding Defense (MoM) (Aug)	27-Sep-22	USD	High Volatility		1.10%
Goods Orders Non Defense Ex Air (MoM) (Aug)	27-Sep-22	USD	High Volatility	0.20%	0.30%
Redbook (YoY)	27-Sep-22	USD	High Volatility		10.50%
House Price Index (YoY) (Jul)	27-Sep-22	USD	High Volatility		16.20%
House Price Index (MoM) (Jul)	27-Sep-22	USD	High Volatility		0.10%
House Price Index (Jul)	27-Sep-22	USD	High Volatility		398
S&P/CS HPI Composite - 20 s.a. (MoM) (Jul)	27-Sep-22	USD	High Volatility	0.20%	0.40%
S&P/CS HPI Composite - 20 n.s.a. (MoM) (Jul)	27-Sep-22	USD	High Volatility		0.40%
S&P/CS HPI Composite - 20 n.s.a. (YoY) (Jul)	27-Sep-22	USD	High Volatility	17.00%	18.60%
ECB's De Guindos Speaks	27-Sep-22	EUR	High Volatility		
BoE MPC Member Pill Speaks	27-Sep-22	GBP	High Volatility		

MARKET STATISTICS

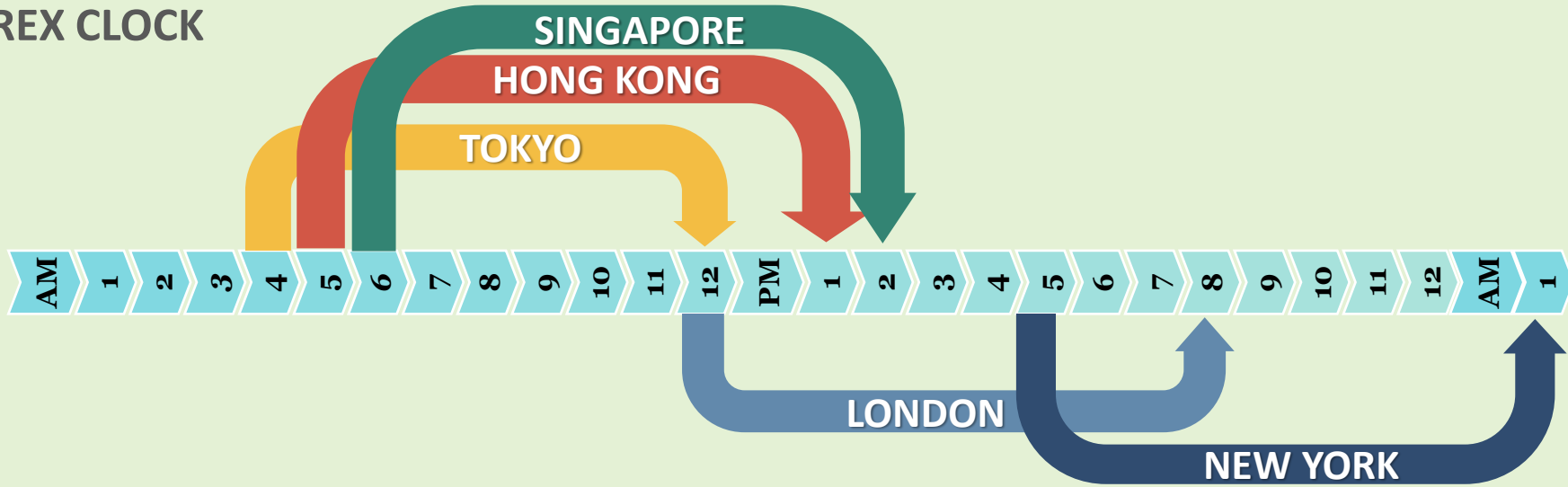
	Trend	Support	Stoploss	Resistance 1	Resistance 2	Currencies	Trend	Support	Stoploss	Resistance 1	Resistance 2
Crude Oil	BEARISH	77.75	78.87	75.00	76.00	USD/JPY	BULLISH	143.80	143.37	145.80	146.10
Gold	BEARISH	1,641.70	1,647.99	1,625.00	1,635.00	EUR/USD	BEARISH	0.9675	0.9697	0.9570	0.9590
Silver	BEARISH	18.55	18.69	18.18	18.30	GBP/USD	BEARISH	1.0835	1.0864	1.0681	1.0740
Platinum	BEARISH	852.75	859.57	831.80	835.80						
Copper	BEARISH	3.31	3.34	3.25	3.38						
Natural Gas	BEARISH	7.238	7.363	6.841	6.999						
Dow Jones	BEARISH	29,675	29,822	29,210	29,400						
S&P 500	BEARISH	3,710	3,733	3,560	3,690						
NASDAQ-100	BEARISH	11,500	11,591	11,115	11,200						



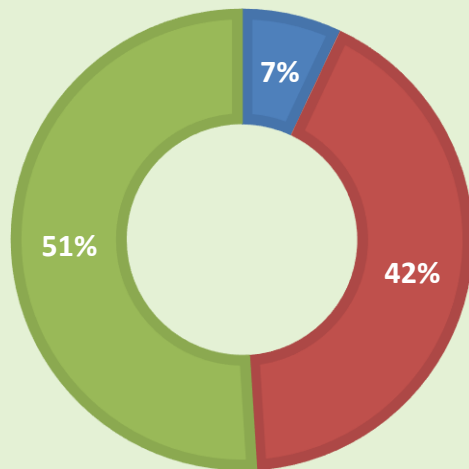
COMMODITIES REPORT

ZAHID LATIF KHAN
SECURITIES (PVT) LIMITED

FOREX CLOCK



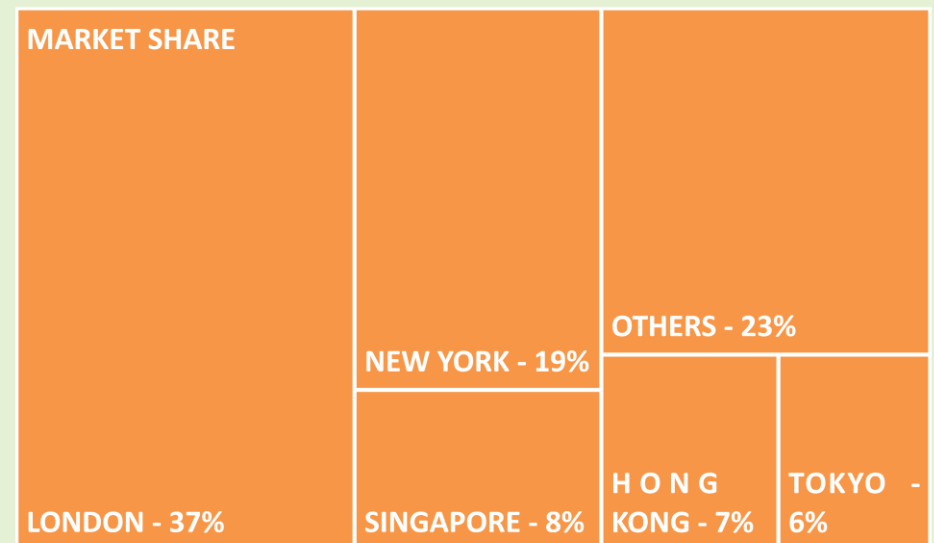
FOREX TURNOVER BY COUNTERPARTY



■ Non-Financial Clients ■ Reporting Dealers ■ Financial Institutions

TOTAL FOREX TURNOVER

■ MARKET SHARE



DISCLAIMER

Analyst Certification: The research analyst(s) involved in the preparation of this report, certifies that (1) the views expressed in this report accurately reflect his/her personal views about all of the subject companies/securities and (2) no part of his/her compensation was, is or will be directly or indirectly related to the specific recommendations or views expressed in this report. Furthermore, it is stated that the research analyst or any of its close relatives do not have a financial interest in the securities of the subject company aggregating more than 1% of the value of the company.

Important Disclosures / Disclaimers: The report has been prepared by Zahid Latif Khan Securities (Pvt) Ltd. (ZLK) and is for information purpose only. The information and opinions contained herein have been compiled or arrived at based upon information obtained from sources, believed to be reliable and in good faith. Such information has not been independently verified and representation expressed or implied is made as to its accuracy, completeness or correctness. All such information and opinions are subject to change without notice. Descriptions of any company or companies or their securities mentioned herein are not intended to be complete and this document is not, and should not be construed as, an offer, or solicitation of an offer, to buy or sell any securities or other financial instruments.

Research Dissemination Policy: Zahid Latif Khan Securities (Pvt) Ltd. (ZLK) endeavors to make all reasonable efforts to disseminate research to all eligible clients in a timely manner through either physical or electronic distribution such as mail, fax and/or email, WhatsApp. Nevertheless, not all clients may receive the material at the same time.

Company Specific Disclosures: Zahid Latif Khan Securities (Pvt) Ltd. (ZLK) or any of its officers and directors does not have a significant financial interest (above 1% of the value of the securities) of the subject company. Zahid Latif Khan Securities (Pvt) Ltd. (ZLK) may, to the extent permissible by applicable law or regulation, use the above material, conclusions, research or analysis in which they are based before the material is disseminated to their customers. Zahid Latif Khan Securities (Pvt) Ltd. (ZLK), their respective directors, officers, representatives, employees and/or related persons may have a long or short position in any of the securities or other financial instruments mentioned or issuers described herein at any time and may make a purchase and/or sale, or offer to make a purchase and/or sale of any such securities or other financial instruments from time to time in the open market or otherwise.

Rating System: Zahid Latif Khan Securities (Pvt) Ltd. (ZLK) uses a 3-tier rating system i.e. Buy, Hold and Sell, based on the level of expected return. Time horizon is usually the intra-day, short term, mid-term and long term. A Buy rating is assigned to any company when its total return exceeds 2.5%. A Sell rating is issued whenever total return is less than 0% and for return in between the 2 ranges, Hold rating is meted out. Ratings are updated on a daily basis and can therefore change accordingly. They can change because of a move in the stock's price, a change in the analyst's estimate of the stock's fair value, a change in the analyst's assessment of a company's business risk, or a combination of any of these factors.

© Copyright 2021, Zahid Latif Khan Securities (Pvt) Ltd. (ZLK) All rights reserved. This report or any portion hereof may not be reproduced, distributed, published or sent to a third party without prior consent of Zahid Latif Khan Securities (Pvt) Ltd. (ZLK).

Zahid Latif Khan Securities (Pvt) Ltd. - (Z L K)
(Z L K Research)

412, 4th Floor, ISE Tower, Jinnah Avenue,
Islamabad – Pakistan.
Ph: +92 (51) 2894 402

E-mail: Research@ZLK.com.pk, Web: www.ZLK.com.pk